



# Easy Life 8.0

## Extra Depth



### Pro Premium

#### BASIC INFORMATION

Dmmimensions	7985 x 2350 x 1540 mm
Ergonomic seating	3 seats + 1 lounger
Water capacity	14480 L
Dry weight	1745 Kg
Power supply	40 Amp

#### MASSAGE SYSTEM

Massage jets	35
Massage wall	x

#### WATER CARE SYSTEM

Filtration Pump	1 x 1HP High flow filtration pump
Sanitizer system	High-efficient mixed ozone sterilisation
Filtration system	50sqft filtration x 2
Plumbing	NSF PVC Hose

#### INSULATION SYSTEM

Platinum Lock + Full foaming

#### QUICKWATER PROFESSIONAL SWIMMING TRAINING SYSTEM

Swim Jets	3"Turbo jets x 4
10-speed swimming	✓
High Performance Swimming Pumps	2 x 3.5HP(10-speed pump)+1 x 3HP
Swim pipe	3"
Swim pole base & Handrail	✓

#### CONTROL SYSTEM


Control system	Spatech CA300-3KW
Control panel	Touch Screen TP10

#### LIGHTING

Waterlevel Light | Large LED | Lifting fountain light | Backlit controls



TOUCHSCREEN  
PANEL



THICKEST SHELL  
ON THE MARKET



FULL FOAM



BEST WARRANTY  
IN THE INDUSTRY



Wi-Fi (Free)



CD OZONE

### Pro Luxury

#### BASIC INFORMATION

Dimensions	7985 x 2350 x 1540 mm
Ergonomic seating	3 seats + 1 lounger
Water capacity	14480 L
Dry weight	1725 Kg
Power supply	32 Amp

#### MASSAGE SYSTEM

Massage jets	45
Massage wall	✓

#### WATER CARE SYSTEM

Filtration Pump	1 x 1HP High flow filtration pump
Sanitizer system	High-efficient mixed ozone sterilisation
Filtration system	50sqft filtration x 2
Plumbing	NSF PVC Hose

#### INSULATION SYSTEM

Platinum Lock + Full foaming

#### QUICKWATER PROFESSIONAL SWIMMING TRAINING SYSTEM

Swim Jets	3"Turbo jets x 4
10-speed swimming	x
High Performance Swimming Pumps	3 x 3HP
Swim pipe	2"
Swim pole base & Handrail	✓


#### CONTROL SYSTEM

Control system	Spatech CA300-3KW
Control panel	Touch Screen TP10+AP40


#### LIGHTING

Waterlevel Light | Large LED | Lifting fountain light | Backlit controls

#### OPTIONAL EXTRAS



BLUETOOTH  
STEREO



HEAT PUMP  
CONNECTION

#### SHELL COLOR



ALPINE  
WHITE



ICE  
GREY

#### CABINET COLOR



ASH  
BLACK